

# Adjusting the jog speed

How to adjust the jog speed of the machine.





## INTRODUCTION


Sometimes the jog speed has been adjusted by another member to be too fast to accurately position the head, or maddeningly slow. This procedure will describe how to adjust the speed of the jog.




## Step 1 — Access the speed setting



-  You should be in jog mode (pressing the arrow keys should move the laser head)
-  Press the *Speed* key on the control panel.

## Step 2 — Adjust the speed



-  Use the arrow keys to adjust the jog speed.
-  Press the left and right arrow keys to move the cursor left or right a digit.
-  Press the up and down arrow keys to change the number higher or lower.

## Step 3 — Save the new setting



- Press the enter key to save the new speed setting.